



DeskPack

seamlessX

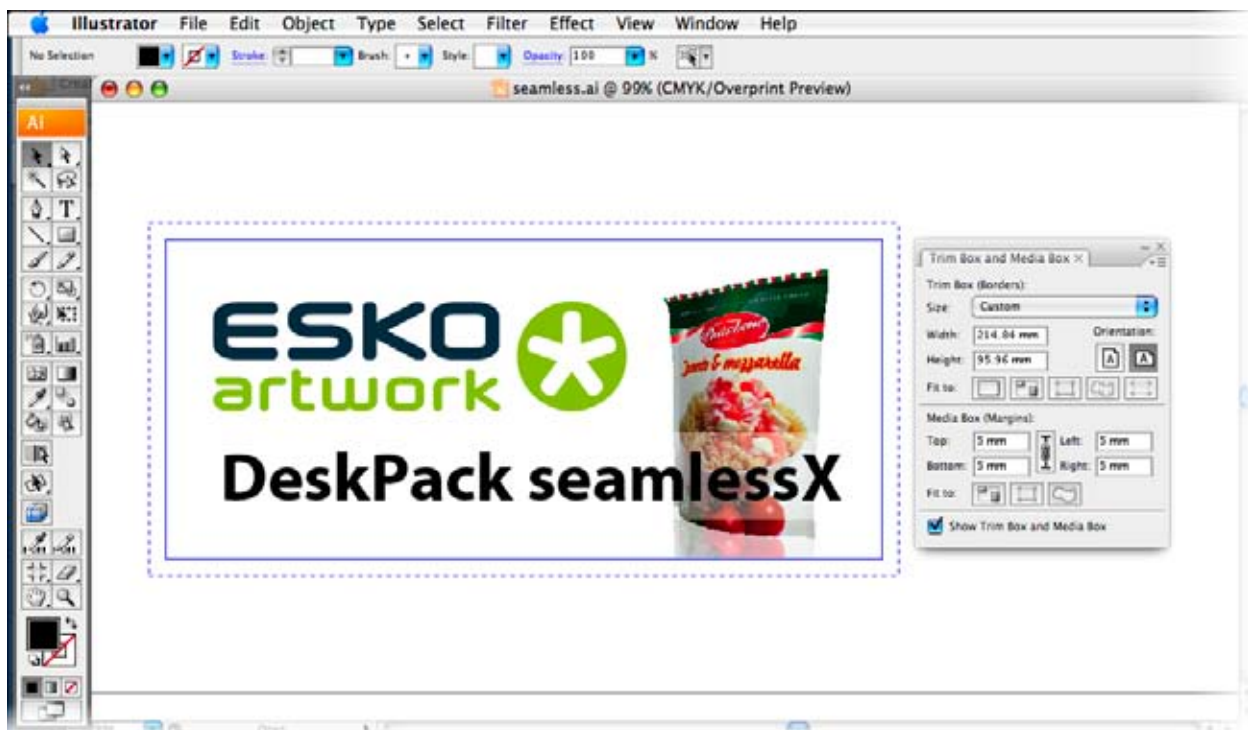
Seamless step and repeat for gravure or flexo cylinder workflows

Many specialty items, such as gift-wraps, wallpaper, plastic laminates, printed upholstery, imitation wood grain finishes, and vinyl flooring are created with rotogravure and flexography. These applications differ from magazine, catalog or packaging production because the graphics are typically printed in a repeating pattern. The graphics are usually repeated across and around the cylinder so that there is a continuous, seamless pattern produced as the cylinder rotates. Once the original repeating graphic is created, the graphic is stepped and repeated across a rectangular area - the size of the cylinder. Quite often, the graphic is placed at an angle and/or offset, to produce a more pleasing pattern.

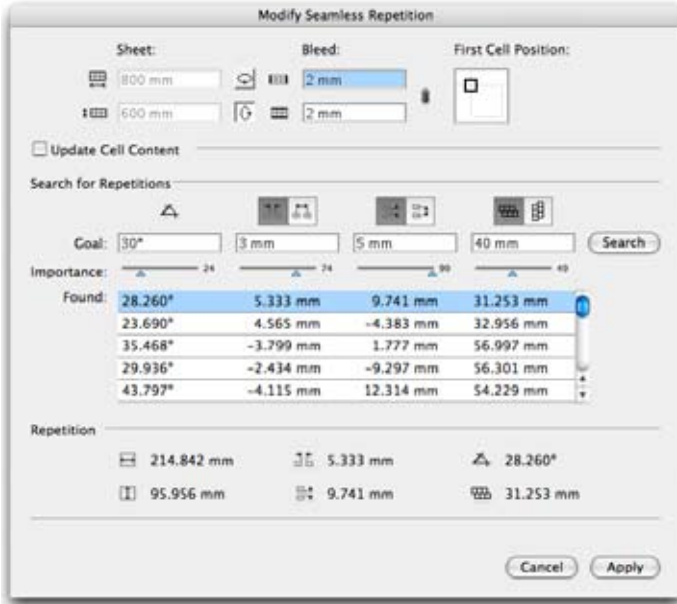
Developing these complex layouts with a trial-and-error approach is very time consuming and inefficient. A primary feature of seamlessX is the calculation of the correct spacing and repeat numbers to properly wrap the pattern around the cylinder, assuring seamless, continuous output.

seamlessX will calculate the seamless step and repeat based on:

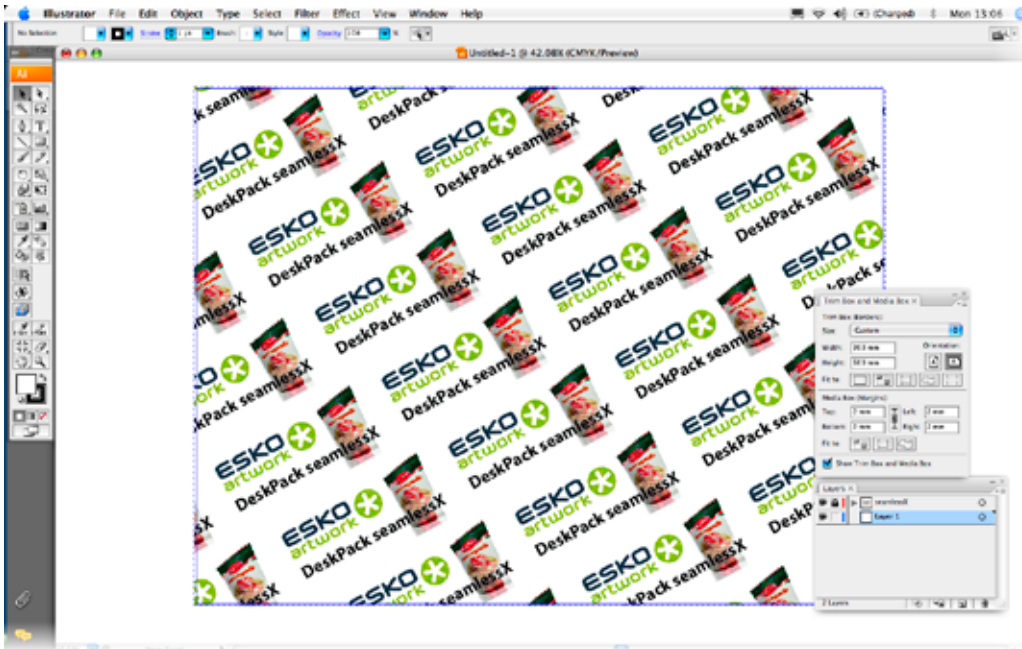
- Input graphics
- Cylinder size
- Options for desired spacing, angle and offset



Design element that needs to be repeated on a seamless cylinder. The trim box, highlighted in blue, acts as the step and repeat reference cell.



Based on cylinder size, logo angle, gap and stagger settings, seamlessX will calculate different step and repeat solutions.



seamlessX will create a new document displaying the seamless step and repeat pattern.



DeskPack is an integrated part of EskoArtwork's complete packaging solution, the most advanced workflow environment for the packaging industry. DeskPack turns Adobe® Illustrator® and Adobe® Photoshop® into full-fledged design and prepress production tools.